

2017 Annual Report

JULY 1, 2016 THROUGH JUNE 30, 2017

TUSCARAWAS COUNTY BOARD OF COMMISSIONERS

- Chris Abbuhl
- Kerry Metzger
- Joe Sciarretti

CONTACT US

Tuscarawas County Job & Family Services
 389 16th Street, SW
 New Philadelphia, Ohio
 44663

PHONE:
 330-339-7791

TOLL FREE:
 1-800-431-2347

FAX:
 330-339-6388

E-MAIL:
 HELP@TCJFS.ORG

WEBSITE:
 WWW.TCJFS.ORG

Director's Message

The 2016 State Fiscal Year continued to challenge Tuscarawas County Job & Family Services, but I am happy to report that our staff and partners rose to the challenge.

The statewide opiate epidemic has hit the county hard this past year. Roughly fifty percent of cases in our children services intake department involved opiates.

Despite an explosion of children in agency custody statewide, Tuscarawas County saw a drop of nearly twenty percent in the number of children in our care. Even with fewer children in care, our foster care rates continued to rise as the silent victims of this epidemic presented with more severe and varied needs, requiring more expensive treatment. As this issue will continue to present challenges for the agency into the future, we continue to explore options to meet the costs and challenges of this crisis.

Change continued to be the constant in our public assistance programs. The state made numerous programmatic changes that required the agency to manage the impact and implement the changes. We continued to process benefits in two different computer systems as the rollout of all programs into one computer system continued to be delayed. We are hopeful for full implementation sometime early in 2018.

Overall benefit issuance continued to grow in all program areas including a jump of almost twenty-eight percent in cases of subsidized child care for qualifying persons who are working or attending school. The issuance of over \$15 million in food assistance benefits to residents of Tuscarawas County also continues to help drive our local economy.

The agency experienced the retirement of several key employees during the year, but fortunately, we have otherwise not had significant staff turnover and look forward to serving our community with a fully-staffed and trained workforce.

Despite numerous challenges, the staff at the agency continue to meet and exceed their mission of providing safety, security and self-sufficiency to the citizens of Tuscarawas County.

TUSCARAWAS COUNTY JOB & FAMILY SERVICES PLANNING COMMITTEE

Traci Berry

Amy Dotts

Michael Harrington

Alison Kerns

Rindy Brace

Belle Everett

David Haverfield

Jennifer Meek-Eells

Pat Comanitz

Janet Gore

Nate Kamban

Debra Whitney



PUBLIC ASSISTANCE


Tuscarawas County JFS determines eligibility for cash benefits, food benefits, medical benefits, child care assistance, and kinship benefits. We also provide transportation services, adoption and foster care services, and adult protective services for the 93,000 residents of our county. The agency also processes over a thousand child abuse/neglect referrals each year.

Our public assistance workers processed an average of **5,409 food assistance** cases per month and issued about **\$1,259,280.42 monthly** in benefits during the fiscal year. Almost 1,000 clients a month are required to do some type of work assignment to receive these benefits.

An average of **236 cash assistance** cases were processed each month, which provided **\$81,150.18 monthly** in cash benefits. Most cash cases are for children only. There were only (on average) 12 adults per month receiving time-limited cash assistance who were assigned to work off their benefits. Only 16% of our two-parent families completed their work assignments for the cash assistance. Sanctions are imposed on those who do not comply and benefits are terminated. Our agency is required to meet participation rates by having clients work their assigned hours. The two-parent assistant groups must meet a 90% participation rate and the all-family group must meet the participation rate at 50%. Our agency exceeded the all-family participation rate at 66.82% as an average.

The number of Medicaid cases remains high with the expansion program and workers processed an average of **3,554 medical** cases per month. Nursing home cases make up about **520** of the medical assistance cases. Medicaid provides health insurance to about **11,129 residents** of Tuscarawas County. Our agency processed **6,436 applications** last year. Close to 80% of those applications were processed within the 30-day time frame. About 1,500 of those applications were for children (0-18) only. Tuscarawas County census shows that about 13% of our residents are living in poverty.

The **Ohio Medicaid expansion** group provides medical insurance for **288,045 people ages 19-34**. These people have incomes too high to obtain insurance through JFS. The State provides medical insurance for more than **one million children (0-18)** who are income eligible through Ohio JFS. More than three million Ohio families are covered under Medicaid. That is a **29% increase** in enrollees **since 2013**. Still, about 9% of our county residents have no medical insurance.



Our **FRAUD DEPARTMENT** accepts information on misuse of government benefits from **anyone** in the community regarding **any** of the programs we provide.

The fraud unit calculated **\$197,877.00** worth of overpayments and **recouped \$110,430.28** in overpayments. Food assistance overpayments made up about \$99,000.00 of those overpayments.

Fraud can be reported on our website—www.tcjfs.org—or by calling **330-339-7791** and asking for the fraud unit.

RECEPTION/WEBSITE

Our lobby is open from **8:00 a.m. to 4:00 p.m.** Monday through Friday (unless closed for a holiday). Each month, about **3,500 people** enter through our lobby doors.

Our website offers information relating to benefits, as well as important information for our community. You can join the thousands of people who regularly access our website at: www.tcjfs.org.

CHILDREN SERVICES / FOSTER AND ADOPTION / ADULT PROTECTIVE SERVICES

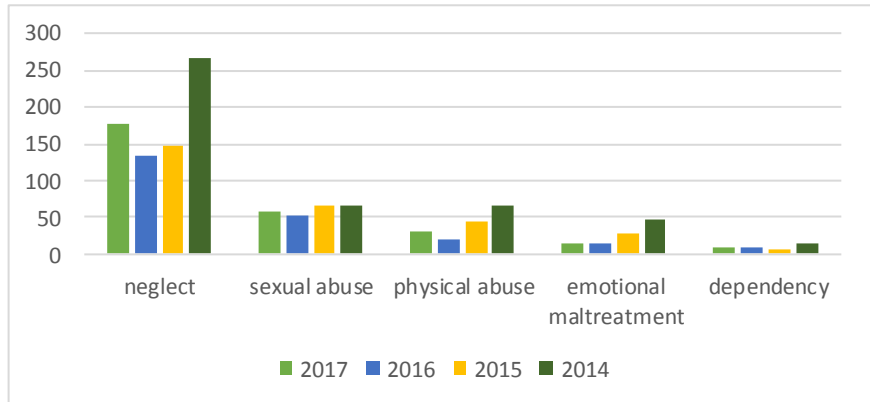
The agency received **1,137** referrals in the children services department regarding abuse/neglect of children.

Over **700** of those referrals were investigated.

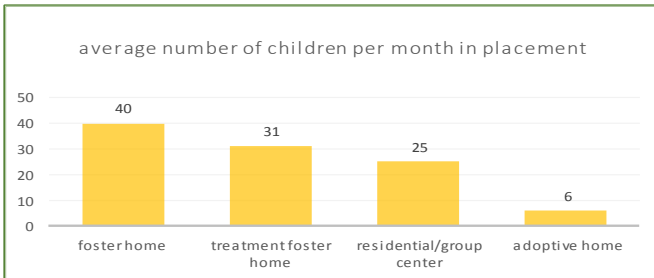
About 61% of the cases reported involved neglect while 20% of the cases involved sex abuse.

There were **719** children involved in these cases. Children services workers averaged 28 new cases a month.

About half of the cases were processed through the Alternative Response Program.



If you know of a child being abused or neglected, please call **330-339-7791** to report the situation. If it is an emergency, please call the sheriff's department at **330-339-2000**.



The average number of children in care decreased to **102 (averaged) per month** during the past fiscal year. Children are being placed in regular foster homes 40% of the time, but over half of the children removed need more intensive care, and are placed in therapeutic homes or residential centers. These intensive placements cost the county more than regular foster homes.

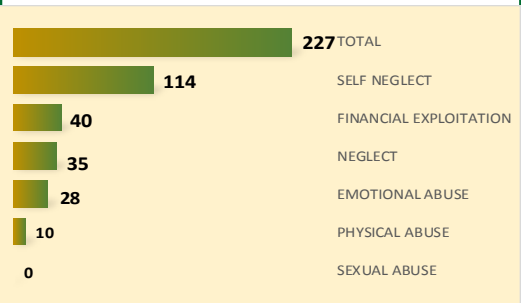
The county's cost of placement was **\$3,389,619.38** for the year (12% higher than last year) even with fewer children in care.

Grandparents are playing a significant role in the county when a removal takes place. In our county, there were almost **600 grandparents** raising their grandchildren so the children did not get placed into foster care. Eighty-two of these children received KPI funds and 490 of these children received child-only OWF benefits. These funds assist the grandparents with the costs of raising the children.

Most of the children removed (39%) are less than five years old. The older age group (12-17) makes up 32% of the removals and are more often placed in the therapeutic and residential areas. The older children tend to display behaviors which require more intensive treatment, therefore, requiring additional costs.

Ninety-one percent of the children removed spend less than two years in custody before they are either reunited with their birth family or adopted. There were **33 adoptions** from Tuscarawas County in fiscal year 2017.

The adult protective services workers processed over 200 new cases in FY 2017. Please report any abuse of those aged 60 and over to 330-339-7791.



To become a child care provider, please call 330-308-7724.

Child Care for working parents make up 87% of the child care cases TCJFS workers process. Only 10% of the cases are for adults who attend educational classes or training.

Child Care

Those clients accessing child care assistance can choose either a home provider or a day care center. TCJFS contracts with about 60 home care providers and centers.

Clients must be below the 130% FPL income guidelines to qualify. The family can remain income-eligible up

to 300% FPL once approved.

The client may also be responsible for co-pays, which are not covered by day care assistance.

IN 2015, THERE WERE 341 CHILD CARE CASES. IN 2017, THERE WERE 436 CASES. THAT IS A 24% INCREASE IN TWO YEARS.

**2017
CHILDREN SERVICES ADMINISTRATIVE COSTS**

CHILDREN SERVICES PROGRAM EXPENSES

State Operating Costs	\$58,763.22	Child Abuse Prevention	\$1,000.00
Federal Social Services (Title XX Base)	\$239,386.00	Emergency Service Assistance	\$55,555.74
Title XX TANF Transfer	\$579,217.00	ESSA State Match	\$17,674.00
Title IV-B	\$62,078.00	Post Adoption Services	\$25,766.91
State Child Protective	\$347,626.00	Kinship Care	\$45,975.00
Federal Chafee	\$32,094.00	State Adoption Incentive	\$23,949.92
Chafee State Match	\$7,587.00	Subsidized Adoptions	\$327,534.77
Child Care Non-Admin	\$60,001.00	Foster Care	\$2,583,227.70
Adult Protective Services	\$39,176.07	Alternative Response	\$1,000.00
Child Care Costs (Admin)	\$43,637.00	Caseworker Visits	\$4,310.00
Title IV-E Adm. & Training	\$407,325.00		
TOTAL	\$1,876,890.29	TOTAL	\$3,085,994.04

N.E.T.



**For transportation services,
please call 330-308-7716.**

TCJFS offers transportation for medical appointments for Medicaid-eligible clients, or, eligible clients can obtain gas vouchers for their vehicle to attend medical appointments. Transportation is also provided for families involved with children services so they can attend visits and medical appointments with their children.

You can schedule a ride from our website: www.tcjfs.org. Under the "Transportation" heading, **click on the purple box** to schedule transportation at any time. The link is open 24/7.

You are **REQUIRED** to request transportation **48 business hours in advance**. Schedules are completed by 2:30 p.m. daily (M-F) for requests submitted timely.

**PLEASE LISTEN CLOSELY TO THE AUTOMATED
PHONE MESSAGE IF CALLING IN FOR MORE DETAILS.**

**INCOME MAINTENANCE
ADMINISTRATIVE COSTS**

**INCOME MAINTENANCE
STATE ISSUED BENEFITS**

Medicaid	\$225,168.00	Medicaid Payments	\$15,111,365.00	LOCAL	STATE	FEDERAL
Income Maintenance	\$334,062.00	Ohio Works First Cases	\$892,652.00		50%	50%
Medicaid Income Maintenance	\$327,527.47	OWF Work Allowance	\$3,575.00			100%
Food Assistance	\$531,034.01	Food Stamps	\$13,036,241.00			100%
Health Chek	\$100.00	Disability Assistance	\$62,075.00	25%	75%	
Medicaid Enhance Federal	\$1,119,407.79					
Medicaid Enhance	\$112,544.37					
FAET	\$3,733.34					
Fraud Awareness	\$2,000.00					
TOTAL	\$2,655,576.98	TOTAL	\$29,105,908.00			

**TEMPORARY SERVICES FOR NEEDY FAMILIES
(TANF) ADMINISTRATIVE COSTS**

**TEMPORARY ASSISTANCE FOR NEEDY FAMILIES
(TANF) SERVICES**

TANF	\$755,222.00	Non-Emergency Transportation	\$1,771,339.96
TANF Admin	\$985,915.00	PRC	\$142,929.84
		TANF Transportation	\$15,615.03
		TANF Independent Living	\$4,965.00
		Child, Family, & Adult Comm. Protective Services	\$125,171.00
		Supervised Visitations	\$22,606.93
TOTAL	\$1,741,137.00	TOTAL	\$2,082,627.76