

# 2018

## Annual Report

July 1, 2017 through June 30, 2018

### Director's Message

#### **Tuscarawas County Board of Commissioners**

Kerry Metzger

Joe Sciarretti

Chris Abbuhl

#### **Tuscarawas County Job & Family Services Planning Committee**

David Haverfield

Joe Sciarretti

Traci Berry

Michael Harrington

Jennifer Meek-Eells

Rindy Brace

Nate Kamban

Matt Leonard

Amy Dotts

Debra Whitney

2018 continued the theme of change that has been so prevalent at Tuscarawas County Job & Family Services recently. Our Income Maintenance Department continues to manage the largest human services computer system change in United States history with determination and dedication.

We have fully implemented shared services across all program areas. This will help to provide a better and more consistent experience for all consumers as staff at any of the six counties in our group can assist clients with all facets of these programs. We also continue to work with clients on development of job skills to help them become employed. Despite constant change and barriers along the way, staff at TCJFS continue to excel and lead the way.

We have also been fortunate to see a significant drop in the number of children in paid placement in our Children Services Department—at a time when placements are rising across Ohio. This has been the result of a concerted effort to keep children in their homes and look diligently for relative caregivers.

Support from our commissioners (in the form of a grant to help alleviate the conditions which would make placement likely) has helped us tremendously. The addition of a second Adult Protective Services worker has also helped the agency better serve that growing population. We are also fortunate to have assistance in these core functions with skilled staff in transportation, support services, our business office, and legal department.

TCJFS is excited for another year as we strive to meet our mission of helping people achieve safety, security, and self-sufficiency.

**Tuscarawas County  
Job & Family Services**  
389 16th Street, SW  
New Philadelphia, Ohio  
44663

**PHONE:**  
330-339-7791  
**TOLL FREE:**  
1-800-431-2347  
**FAX:**  
330-339-6388

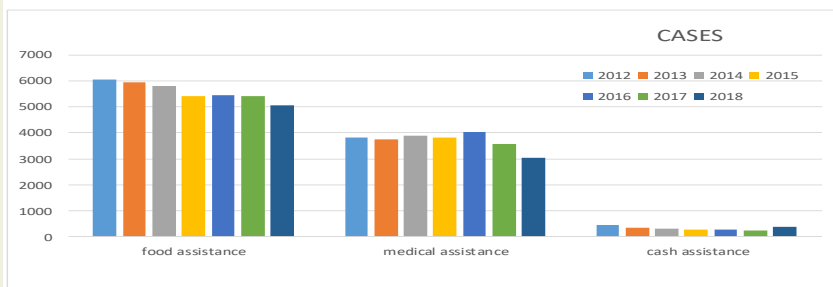
**E-MAIL:**  
HELP@TCJFS.ORG  
**WEBSITE:**  
WWW.TCJFS.ORG



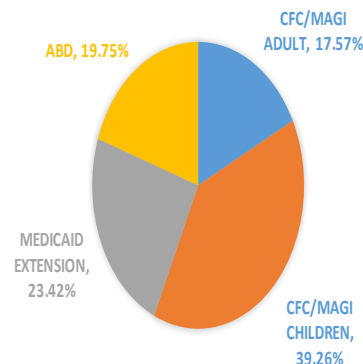
## Public Assistance

Tuscarawas County is home to about 93,000 residents and has seen a continuous decline in the unemployment rate. It averaged about 4.68% and continues to decline. This has allowed more people to maintain their lifestyle without the support of benefits.

Our Income Maintenance Department workers processed an average of **5,073** food assistance cases, **245** cash assistance cases, and **3,036** Medicaid cases per month. TCJFS workers approved **\$13,617,252.00** worth of food assistance payments for residents of Tuscarawas County and **\$1,015,068.00** in cash assistance during FY 2018. Cases continue to decline with the increase of available employment in our area.



### MEDICAID



There were 20,867 people receiving Medicaid benefits in Tuscarawas County through SFY 2018.

Adults receiving cash assistance are required to work off those benefits. With the intense work

requirements of cash assistance, there was only an average of **10** adults per month in receipt of cash assistance.

Children who are cared for by an adult (other than their parent) are eligible for cash assistance. They have no work requirement and there were an average of **379** children getting cash assistance monthly.

Adults receiving food assistance also have to work off benefits if they do not meet an exemption and there were an average of 190 adults per month participating in a work assignment in order to get their benefits.

An average of 3,136 people still visit our agency monthly. Clients are able to provide required verifications through our website [www.tcjfs.org](http://www.tcjfs.org) when requested. About 3,371 people visit our website monthly to not only submit documents but to also keep informed on available programs in the agency and community.

Clients can also submit verification documents and case information to: [mybenefits@tcjfs.org](mailto:mybenefits@tcjfs.org).

## Fraud Department

Our fraud department was busy processing about **24** fraud referrals monthly. There were **\$271,443.00** in overpayments calculated and **\$131,896.61** in overpayments collected.

Five of those cases were IPV cases (intentional program violation) which resulted in the recipients being barred from obtaining benefits in the future. You may **report fraud abuse by calling 330-339-7791** and asking for the fraud unit or by visiting our website at [www.tcjfs.org](http://www.tcjfs.org) and finding the fraud form under Public Assistance/ fraud report. You may remain anonymous.

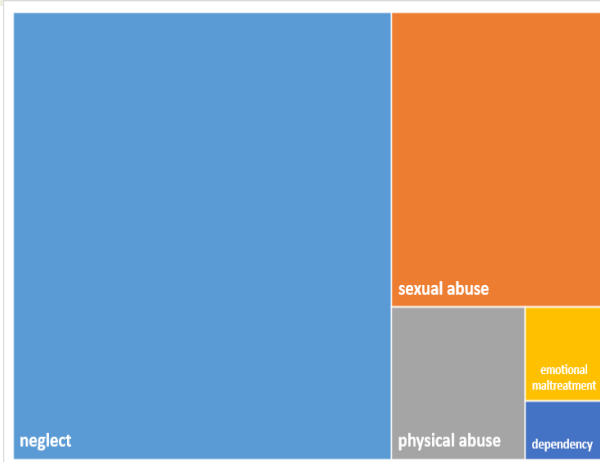
## Children Services / Ongoing Case Management / Foster and Adoption

Children Services received **975** referrals regarding abuse/neglect of children and investigated **327** of those reported. Our agency receives multiple calls regarding custody issues, but we do not intervene in matters of custody.

**Neglect issues** continue to be the major concern for children in our county. Drugs are a major factor in neglect issues. Children who are considered neglected do not have proper care provided in the form of guidance, housing, food, health, education, medical, emotional, or overall well-being. The parents may lack the necessary skills to provide for themselves and, therefore, are not able to provide for the child, putting the child at risk.

Six protective workers received **327** cases to investigate this year involving **674** children. On average, that was **27 new cases per month**.

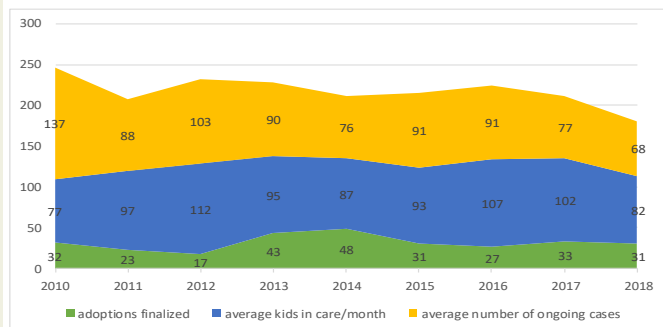
There were **46** children placed in care and relatives stepped forward to take **55** children who would have otherwise gone into foster care due to an investigation.



Tuscarawas County has about **621** grandparents raising their grandchildren.

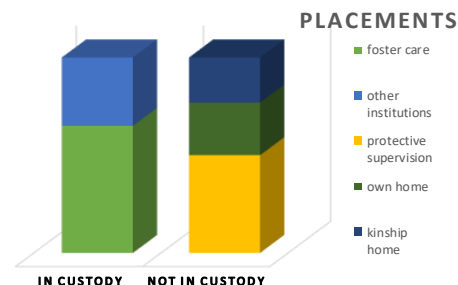
**Tuscarawas County** is one of only a few Ohio counties whose number of children in care is decreasing. We averaged only **82** children per month in our care, which is the lowest it has been in years.

The agency finalized **31 adoptions** last year, which was about 24% of those who were in care.



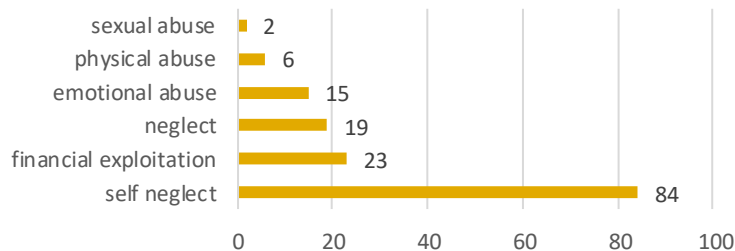
Boarding home payroll costs for children in care was **\$2,982,467.93**. This is due to reducing the number of children in treatment-type facilities and having fewer children in care.

There were **29 family foster homes** used in Tuscarawas County for children in care.



## Adult Protective Services

Adult Protective Services provides information and investigations for those aged 60 and over. There were 149 referrals made to the adult protective services unit and 99 of those referrals resulted in an investigation.



## Child Care

Parents may obtain assistance for child care and use one of our certified home providers or day care centers to care for their children while they work or attend school.

Our agency provides assistance to **533** children on average per year. Most of those children have parents who work. Only 41 of those children were in care with parents attending school.

The cost to provide day care for the children to the home providers was **\$660,385.19** for the year and **\$478,901.95** to the contracted centers.



2018 CHILDREN SERVICES ADMINISTRATIVE COSTS		2018 CHILDREN SERVICES PROGRAM EXPENSES	
State Operating	48,221.02		
Federal Social Services (Title XX Base)	237,373.00	Child Abuse Prevention	1,000.00
Title XX TANF Transfer	590,256.00	Emergency Service Assistance	53,867.30
Title IV-B	60,876.00	ESSA State Match	4,874.29
State Child Protective	531,057.00	Post Adoption Services	59,611.07
Federal Chafee	29,350.13	Kinship Care	0
Chafee State Match	5,989.26	State Adoption Incentive	46,437.00
Child Care Non-Admin	71,814.00	Subsidized Adoptions	338,089.81
Adult Protective Services	33,804.26	Foster Care	2,982,467.93
Child Care Admin	25,425.00	Alternative Response	1,000.00
Title IV-E Adm. & Trng.	345,481.00	Caseworker Visits	3,886.00
<b>TOTAL</b>	<b>\$1,979,646.67</b>	<b>TOTAL</b>	<b>\$3,491,233.40</b>

## Transportation

TCJFS can provide transportation services for those who qualify and:

- Need to get to work or training
- Are Medicaid-eligible and need to get to a medical appointment
- Are involved with children services and need transportation for visits or medical appointments

2018 INCOME MAINTENANCE ADMINSTRATIVE COSTS		2018 INCOME MAINTENANCE STATE ISSUED BENEFITS				
				LOCAL	STATE	FEDERAL
Medicaid	163,441.00	Ohio Works First Cases	1,015,068.00			100%
Income Maintenance	326,364.96	OWF Work Allowance	4,722.00			100%
Medicaid Income Maintenance	242,227.00	Food Stamps	13,617,252.00			100%
Food Assistance	501,256.90	Disability Assistance	10,932.00	25%	75%	
Health Chek	100.00					
Medicaid Enhance Federal	1,144,197.92					
Medicaid Enhance	56,648.00					
FAET	22,980.72					
Fraud Awareness	2,000.00					
TOTAL	\$2,459,216.50	TOTAL	\$14,647,974.00			



**SHARED SERVICES NUMBER:**

**1-844-640-6446**

You may call this number to apply for benefits, make changes to your case, report required information, inquire about benefit issuances, or request an appeal.

Your call may be answered by any county worker in our shared services group. All documents requested must be sent to the agency in the county where you reside.

TEMPORARY ASSISTANCE FOR NEEDY FAMILIES (TANF)			
ADMINISTRATIVE COSTS		SERVICES	
TANF	828,383.82	Non-Emergency Transportation	1,904,318.00
TANF Admin	852,656.18	PRC	40,000.00
		TANF Transportation	14,853.00
		TANF Independent Living	6,031.00
		Child, Family, & Adult Comm. Prot. Serv.	120,164.00
		Supervised Visitations	0
<b>TOTAL</b>	<b>\$1,681,040.00</b>	<b>TOTAL</b>	<b>\$2,085,366.00</b>